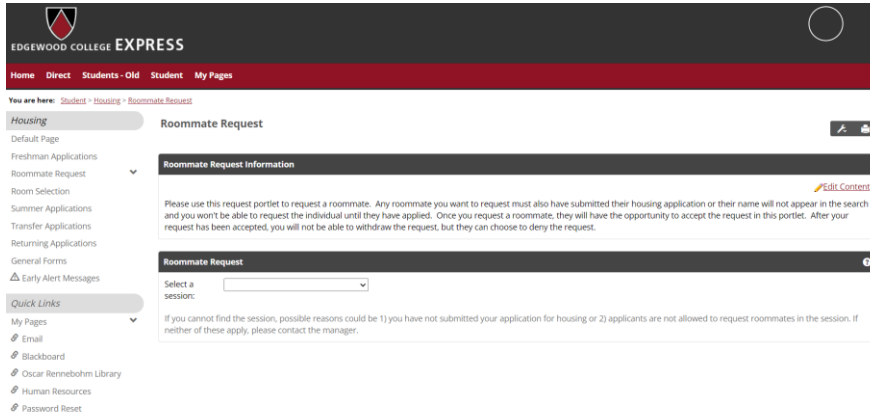




How to Request your Roommate (starting April 18th)

1. Go to Edgewood Express, log in using your Edgewood email and password, and click on the Student tab. Scroll to the bottom of the screen and click on Room Selection. From here, you'll navigate using the left hand Housing links to "Roommate Request." You can also type the following into your browser: <https://rb.gy/yuqz2s>
2. It will bring you to a screen with a drop-down menu that says "select a session."



EDGEWOOD COLLEGE EXPRESS

Home Direct Students - Old Student My Pages

You are here: Student > Housing > Roommate Request

Housing Roommate Request

Roommate Request Information

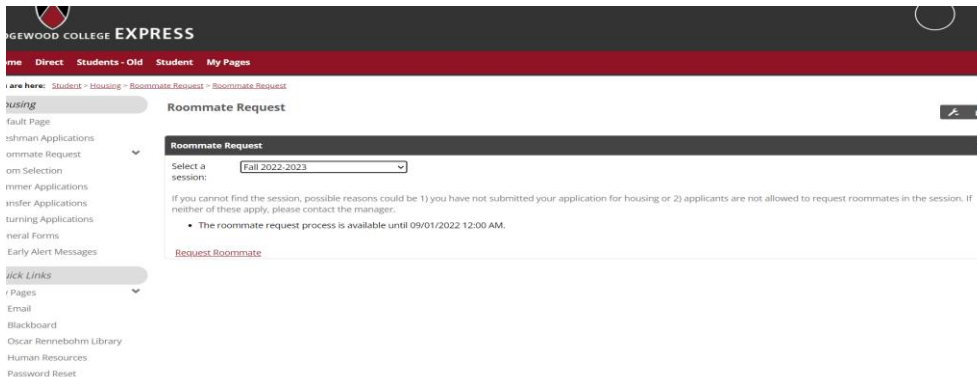
Please use this request portlet to request a roommate. Any roommate you want to request must also have submitted their housing application or their name will not appear in the search and you won't be able to request the individual until they have applied. Once you request a roommate, they will have the opportunity to accept the request in this portlet. After your request has been accepted, you will not be able to withdraw the request, but they can choose to deny the request.

Roommate Request

Select a session:

If you cannot find the session, possible reasons could be 1) you have not submitted your application for housing or 2) applicants are not allowed to request roommates in the session. If neither of these apply, please contact the manager.

3. Select Fall 2023-2024



EDGEWOOD COLLEGE EXPRESS

Home Direct Students - Old Student My Pages

You are here: Student > Housing > Roommate Request > Roommate Request

Housing Roommate Request

Roommate Request

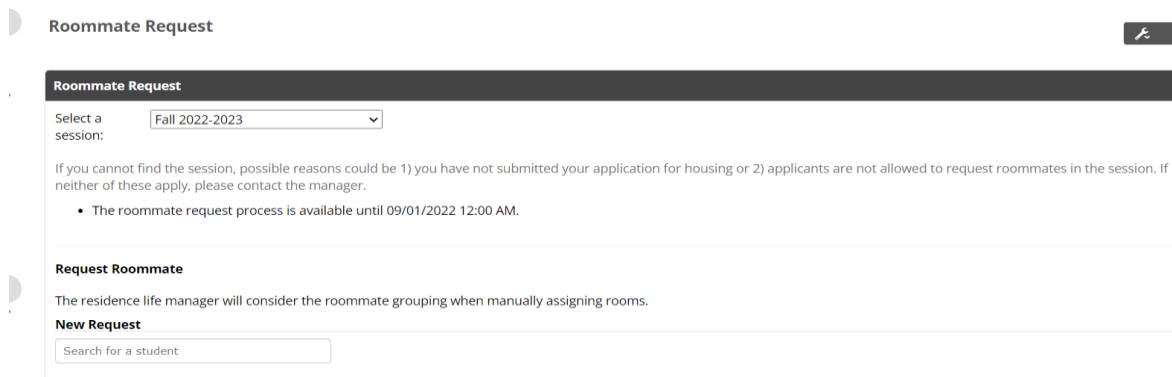
Select a session: Fall 2022-2023

If you cannot find the session, possible reasons could be 1) you have not submitted your application for housing or 2) applicants are not allowed to request roommates in the session. If neither of these apply, please contact the manager.

- The roommate request process is available until 09/01/2022 12:00 AM.

[Request Roommate](#)

4. Click on the Request Roommate button and a text box will appear where you can type in the name of your requested roommate.



Roommate Request

Roommate Request

Select a session: Fall 2022-2023

If you cannot find the session, possible reasons could be 1) you have not submitted your application for housing or 2) applicants are not allowed to request roommates in the session. If neither of these apply, please contact the manager.

- The roommate request process is available until 09/01/2022 12:00 AM.

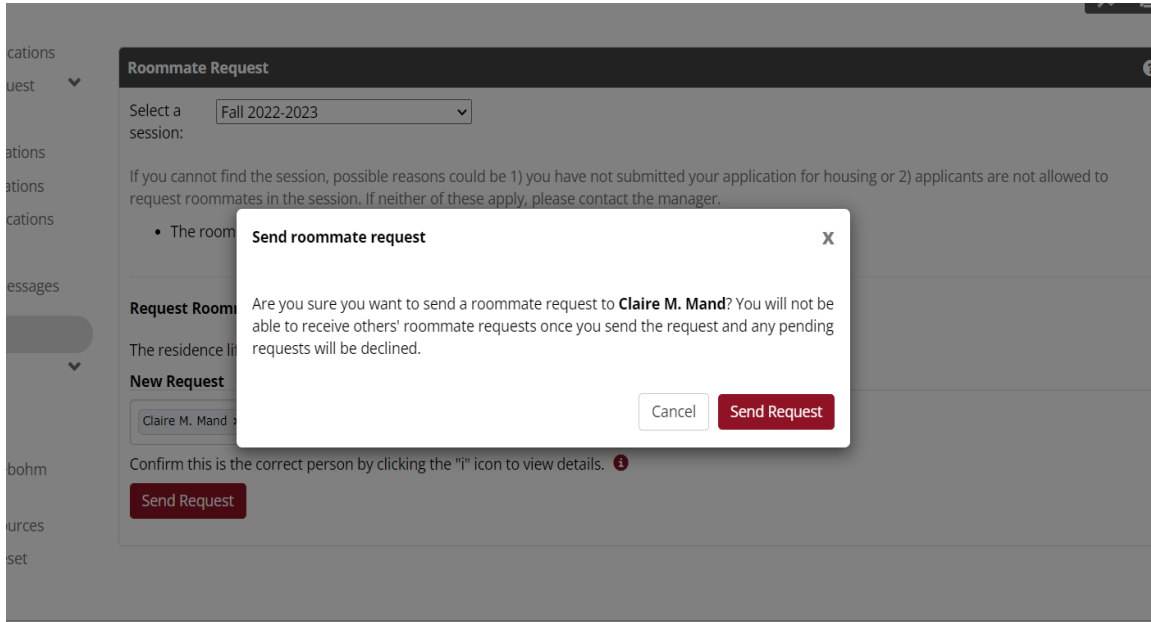
Request Roommate

The residence life manager will consider the roommate grouping when manually assigning rooms.

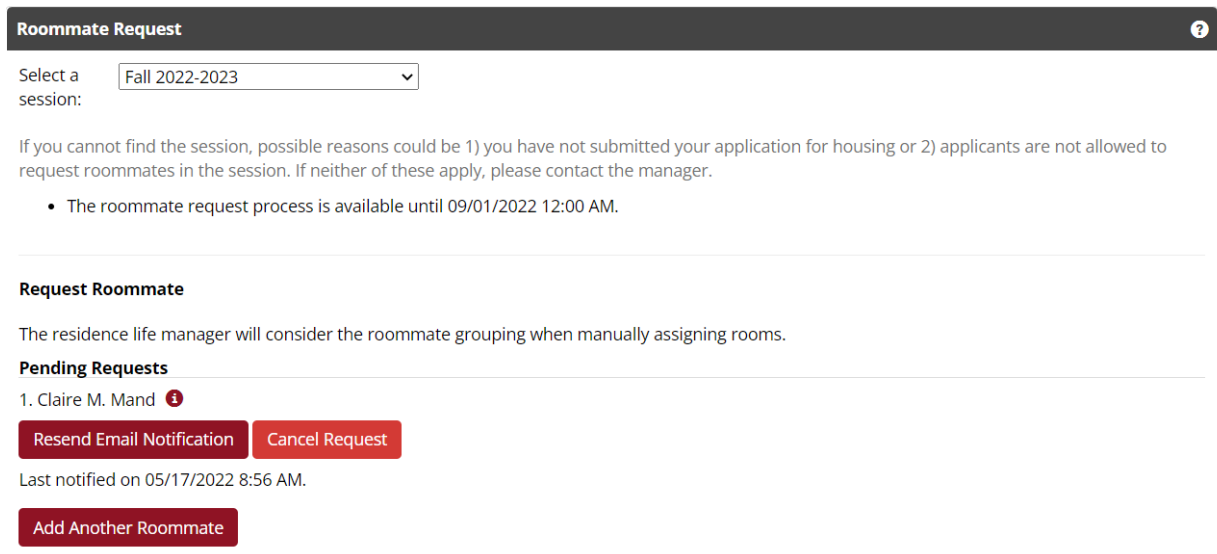
New Request

Search for a student

5. Type in the name of your requested roommate into the text box and click “Send Request.”



6. When completed, your pending request will show up on Edgewood Express page.



*Tips: You can only accept one request, so make sure you have had a conversation with the roommate you most want to room with. *Only the person who sends a request can cancel the request. *If the student you are looking for does not come up when you search, they likely already have an accepted request or have requested a different roommate. So, have conversations with them ahead of time.

Once you’ve requested a roommate, that person will need to go to this same portlet to accept your request. When accepted, your work is complete! You’ve now requested a roommate and we’ll do our best to place you together!

Email residencelife@edgewood.edu with questions.